

**RoboEVO** 40HP



**ENERGREEN**<sup>®</sup> *America*  
Professional Machines



# REMOTE CONTROLLED TOOL CARRIER

**61°** SLOPE



**REMOTE CONTROLLED  
TOOL CARRIER**





# ROBOEVO

*Robo***EVO**  
40HP

## New Remote Controlled Tool Carrier

**RoboEVO** is a remote-controlled tool-carrier able to work in the narrowest areas, on slopes up to **61°** or where the access is very difficult.

**RoboEVO** can carry different tools: it is a multifunction robot equipped with a **40 HP EPA Tier 4f** diesel engine and two double effect hydraulic functions.

Evolution of RoboGREEN, the most popular radio-controlled machine in the world, the new **RoboEVO** tool-carrier satisfies and answers to the most demanding needs with attention, experience and care to details.

Powerful, efficient, reliable, and strong it is completely different from other remote-controlled machines.



**WORKING RANGE 492 FT**



# STRENGTHS



## Safety and Comfort

- Radio controlled machine
- Operator recommended safety zone
- Emergency button on remote control
- Excellent handling
- Easy to use and carry



## Working on steep slopes

- Excellent traction in all directions up to 61°
- New track design with large bearing surface
- Special oil sump
- Low center of gravity

**RoboEVO**  
40HP



## STRENGTHS



## Multifunction

- Multiple tools available
- Road and river maintenance
- Green maintenance and forestry work
- Agriculture and industry service
- Winter road service



## Productivity

- Engine 40 HP EPA Tier 4f
- Quick change of attachments
- Fast execution of work
- Reduced consumption
- Maneuverability on any surface





OPERATOR  
IN SAFETY  
ZONE



## RoboEVO is Safety

RoboEVO is a remote-controlled machine, able to be operated **safely** in **dangerous areas**, with slopes up to **61°** in any direction.

The exceptional stability of the machine is given by a low center of gravity and rubber or steel tracks for excellent traction.

The **safety of the operator** is one of our goals: the use of the remote-control with up to **492 ft** range avoids several work risks such as noise, vibrations, exposure to exhaust materials, etc.

# REMOTE CONTROLLED

**RoboEVO**  
40HP

THE **REMOTE CONTROL**  
IS LIGHTWEIGHT, INTUITIVE,  
AND EASY TO MASTER

EMERGENCY  
BUTTON





**RoboEVO**  
40HP



## COMPONENT QUALITY ✓

**RoboEVO** is built with an ultra-resistant steel to ensure a long lifetime; all the components are tested and certified to ensure the maximum reliability and safety.

- Engine tested by the producer with a remarkable reputation for reliability.
- Remote-control technology developed by a team of specialized experts.
- Powerful and efficient engine, appropriate for steep slopes.
- Engine crankcase designed to ensure the oil, even on steep slopes.
- Independent cooling system of the hydraulic system to optimize performances.
- Double roll bar integrated into the frame to ensure protection of the machine.
- Flat bottom frame to protect the under carriage.
- Fully enclosed body panels keep out grass and debris.
- Front lifter with quick attachment mounting system.

Born to satisfy the most difficult needs, **RoboEVO** can easily be defined as a remote-controlled grass cutting machine with power and performances comparable to a traditional grass cutting boom for tractors. These essential features distinguish this machine from any other robot: **power, reliability, strength** and **high efficiency**.




40 HP YANMAR ENGINE




THE BEST COMPONENTS



FREXXAIRE® SELF-CLEANING REVERSIBLE FAN



**RoboEVO** is equipped with the **self-cleaning reversible fan FLEXXAIRE®** to increase productivity and fuel saving.





LED  
LIGHTS

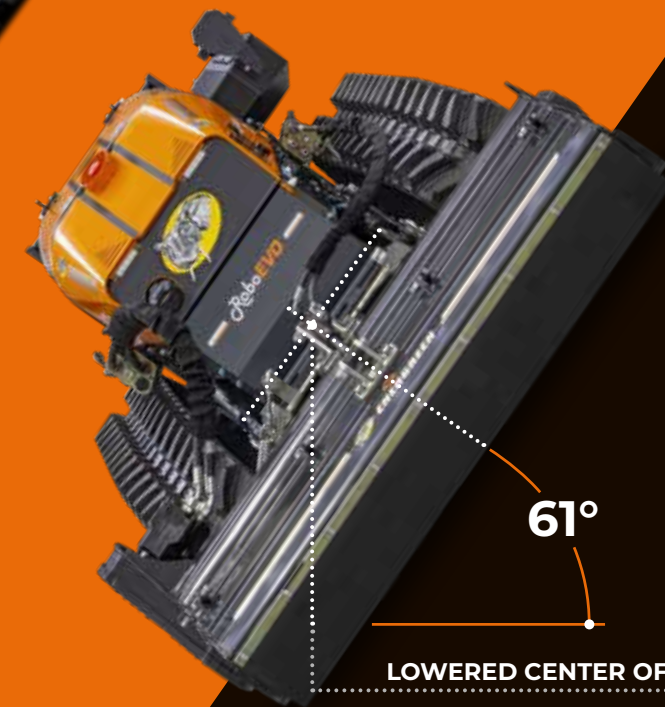


## Working on steep slopes up to 61°

The **new track profile**  
and the **hydraulic tensioning system**  
allow a larger ground contact surface  
of the machine and make **RoboEVO** a safe machine  
for working on slopes up to **61°** in all directions:  
hill and mountain areas, embankments, cliffs, etc.  
and in all those environments where the adherence  
is very low and a machine for high slopes is required.



LOWERED CENTER OF GRAVITY



61°

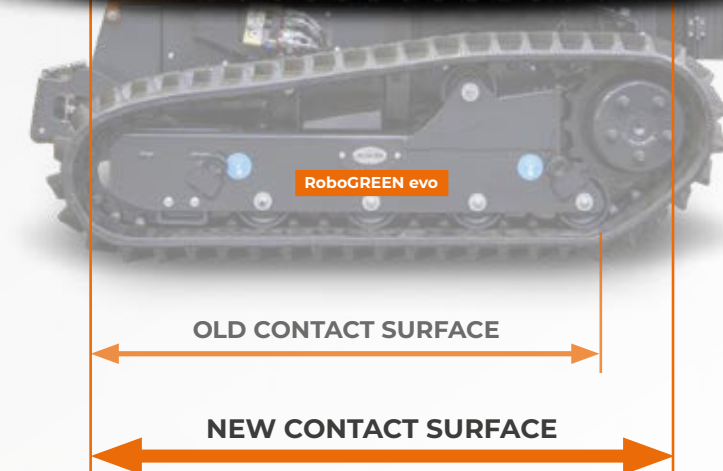
LOWERED CENTER OF GRAVITY

RoboEVO





# NEW TRACKS PROFILE



OLD

## New tracks profile for a better adherence on the ground

The **new RoboEVO tracks profile** allows a better adherence of the machine on the ground; in this way the grass is preserved, and it is always possible to work with **excellent traction and adherence** in each direction on all kinds of surfaces.

### OPTION A



#### RUBBER TRACKS

##### IDEAL TRACKS FOR DELICATE SURFACES

- 10" of width
- Excellent adherence to the ground
- Work on sloping areas up to 61°

### OPTION C



#### SUPER RUBBER TRACKS

##### IDEAL TRACKS FOR ROCKY SURFACES OR FREQUENT MOVEMENTS

- 11" of width
- Wide supporting surface with consequent less weight per sq in
- Work on sloping areas up to 61°

### OPTION B



#### STUDED TRACKS

##### IDEAL TRACKS FOR EXTREME SLOPES OR AREAS WITH DENSE VEGETATION

- 10" of width
- Work on sloping areas up to 61°
- Steel stirrups

### OPTION D



#### STUDED TRACKS AND SPIKES

##### IDEAL TRACKS FOR EXTREME SLOPES OR WET SURFACES

- 10" of width
- Work on sloping areas up to 61°
- Steel brackets and spikes
- Rubber head flaps (removable)



RUBBER BUFFERS





# MULTIFUNCTION

## Front lifter with quick attachment

**RoboEVO** is a remote-controlled tool-carrier equipped with a dedicated lifter which allows a quick-change system, making the work easier and multifunction.

Lifter and hydraulic connections allow the perfect match with all the previous and current attachment provided by Energreen.



◀ **CONNECTION LEVER**



▼ **SAFETY LEVER**



▼ **ATTACHMENT PIN**



**CEJN QUICK HYDRAULIC COUPLINGS**  
OPTIONAL





## HEAD 130

MULCHER HEAD

Strong and reliable mulcher head, with a frame made of high resistance Strenx® steel, wear-proof and shock-proof. The head is the ideal solution to cut grass and shrubs up to a diameter of 1,2". It can be equipped with a rotor with hammers or with Y flails.

### TECHNICAL DATA

Cutting width	49 in
Pressure	4206 PSI
No. of tools	22 (Y flails) / 26 (Hammers)
Oil flow	14.5 gal/min
Hydraulic motor	1.4 cc
Weight	440 lbs



## HEAD 155

MULCHER HEAD

Strong and reliable mulcher head, built in Strenx® steel, ideal for cutting grass and shrubs, up to a diameter of 1,2". It is equipped with a Y-shaped knives rotor with adjustable height of cutting.

### TECHNICAL DATA

Cutting width	60 in
Pressure	4206 PSI
No. of tools	30 (Y)
Oil flow	14,5 gal/min
Hydraulic motor	1,4 cc
Weight	683 lbs



## FORESTRY 130 H

FORESTRY HEAD WITH SWINGING HAMMERS

Strong and reliable forestry head, with a frame made of high resistance Strenx® steel, wear-proof and shock-proof. It is the ideal solution to cut grass and shrubs up to a diameter of 2,4". It is equipped with a rotor with swinging hammers.

### TECHNICAL DATA

Cutting width	51 in
Pressure	4206 PSI
No. of tools	22
Oil flow	14.5 gal/min
Hydraulic motor	1.5 cc
Weight	783 lbs



## FORESTRY 130 T

FORESTRY HEAD WITH FIXED TEETH

Strong and reliable forestry head, with a frame made of high resistance Strenx® steel, wear-proof and shock-proof. It is the ideal solution to cut grass and shrubs up to a diameter of 4". It is equipped with a rotor with fixed teeth.

### TECHNICAL DATA

Cutting width	46 in
Pressure	4206 PSI
No. of tools	32
Oil flow	14.5 gal/min
Hydraulic motor	1.5 cc
Weight	860 lbs



## STUMP GRINDER

With an oscillating arch movement, this powerful stump grinder can trill an entire stump or trunk. In this way it is possible to renovate areas as a garden or a field even on slopes.

### TECHNICAL DATA

Cutter disc diameter	16 in
Rotation wheel	2000 rpm
No. of teeth	16
Pressure	4206 PSI
Oil flow	14,5 gal/min
Weight	265 lbs



## ROTARY MOWER

Rotary turf mower designed to to finely grind and mince the grass and then leave it on the ground, not collecting it. In this way the cutted grass acts as natural fertilizer bringing numerous benefits for the turf and optimizing costs. Also available with rear exhaust pipe.

### TECHNICAL DATA

Cutting width	59 in
Cutting height	0,3 / 2,8 in
No. of knives	3
Pressure	4206 PSI
Hydraulic motor	1,4 cc
Weight	463 lbs

Technical and construction specifications may be subject to change without prior notice





## CUTTER BAR

Lightweight and handy cutter bar equipped with teeth made of Carbodux®, wear-proof. It is useful for cutting the fresh grass or the hay of pastures that can so be collected to be dried and then stocked, making the fodder process easier.

### TECHNICAL DATA

Type	FK-170	FK-200
Cutting width	67 in	79 in
Pressure	1450 PSI	1450 PSI
No. teeth	24	26
Side shift	13° right-left	13° right-left
Hydraulic motor	3 cc	3 cc
Weight	480 lbs	507 lbs



## RAKE

Tedder rake designed to turn around and air the hay previously cut. In this way the drying process is faster: the hay can be collected and stocked to feed animals. It can be also used along rivers or canals to cut the grass on riverbanks.

### TECHNICAL DATA

Working width	63 in
Rotation speed	220 rpm
Side shift	+/- 13°
Pressure	2900 PSI
Hydraulic motor	16,6 cc
Weight	386 lbs




## BRUSH SWEEPER

Sweeper used to clean the surface from various types of debris. It is equipped with hydraulic cylinders to adjust the lateral shift. It can also be equipped with a bucket for the collection of the material (optional).

### TECHNICAL DATA

Working width	59 in
Brush diameter	16 in
Wheel rotation	650 rpm
Side shift	+/- 20°
Hydraulic motor	5,3 cc
Weight	330 lbs



## FORKS

Forks made of steel and with a length of 35". The lifting load is about 660 lbs, and the length is 31". Once the tool is attached to the tool-carrier RoboEVO, this one becomes a real forklifter that can reach even the narrowest places.

### TECHNICAL DATA

Max forks width	35 in
Forks length	31 in
Class forks	1-ISO 2328
Loading capacity	660 lbs
Pressure	2610 PSI
Weight	176 lbs



## BUCKET TIPPING BUCKET

Bucket for cleaning narrow areas as passages, galleries, tunnels with reduced height where it is not possible to work with traditional machines. Two hydraulic cylinders allow to load the product from a height of 26" for a working width of 51".

### TECHNICAL DATA

Working width	51 in
Max. tipping height	26 in
Loading capacity	661 lbs
Bucket volume	7 ft³
Pressure	2610 PSI
Weight	551 lbs



## GRAPPLE BUCKET

Bucket equipped with a grapple with nine teeth made of steel avoiding the fall of material. The mouth opening is actioned thanks to a hydraulic jack. It is useful for transport waste, rubbish and vegetation in general.

### TECHNICAL DATA

Working width	52 in
Max. tipping height	24 in
Loading capacity	661 lbs
Bucket volume	5,3 ft³
Pressure	2610 PSI
Weight	551 lbs

Technical and construction specifications may be subject to change without prior notice.





## LAND BLADE

Land blade made of steel, useful for the maintenance of roads, streets, avenues, squares and the removal or transfer of waste, foliage and other kind of material.

### TECHNICAL DATA

Blade width	67 in
Blade height	16 in
Blade material	Steel
Inclination degree	+/- 20°
Side shift degree	+/- 13°
Weight	308 lbs



## TRENCHER

Trencher useful for digging activity on vegetal soil or compact grounds. It is useful in agriculture, for instance, to dig little canals to create irrigation systems.

### TECHNICAL DATA

Digging depth	39 in
Digging width	5/6/8 in
Length	83 in
Width	34 in
Pressure	3480 PSI
Weight	573 lbs



## ROTARY TILLER

Rotary tiller built with a frame made of steel and equipped with a protection on the upper part. The tiller is excellent to plough and stump the soil in hilly locations.

### TECHNICAL DATA

Working width	57 in
Max. lenght	63 in
Max working depth	6 in
No. of tools	28
Power	22 cc
Weight	386 lbs



## ROTARY HARROW

This tool is useful for different works on the soil: break clumps, prepare the soil for seeding, plough, bury the fertilizer. It is equipped with a roller and a two knives rotor.

### TECHNICAL DATA

Working width	59 in
Max working depth	7 in
No. of tools	14
No. of rotator	7
Power	32 cc
Weight	551 lbs



## SPRAYER

This agriculture sprayer is useful for antiparasitic or fungicide treatments to avoid diseases and molds. It can be equipped with the weeding bar and a reel with handgun.

### TECHNICAL DATA

Capacity	53 gal
Fan diameter	22 in
Power	13 cc
Flow	18 gal/min
Air volume	10 in³/h
Weight	838 lbs



## BIO-SHREDDER


Powerful chipper designed to shred group of branches, trunks, or vegetal waste with a diameter up to 3,5". The chopped material can be ejected directly on the soil or collected for the transport.

### TECHNICAL DATA

Max chipping diameter	3,5 in
Output	247 ft³/h
Hopper opening	15,7 x 27,5 in
Hydraulic motor	1.4 cc
Power	27 cc
Weight	474 lbs

Technical and construction specifications may be subject to change without prior notice





## SNOW BLOWER

Blower designed to remove the snow, both soft and frozen along roads and in narrow areas or in locations difficult to reach. The chimney is made of zinc steel, hydraulically adjustable and can reach a rotation angle of +/- 100°.

### TECHNICAL DATA

Working width	55 in
Working height	27,5 in
Tiller diameter	16 in
Hydraulic motor	4 cc - 3626 PSI
Chute rotation	+/- 100°
Weight	617 lbs

## SNOW BLADE

Tool with plastic or steel blade, hydraulically adjustable, ideal for cleaning and removing the snow from roads, open spaces, parks even on slopes. In the lower part it is equipped with a scraping blade that is easily interchangeable through bolts.

### TECHNICAL DATA

Blade width	67 in
Blade height	23 in
Blade material	PVC or steel
Inclination degree	20°
Side shift	+/- 13°
Weight	271 lbs

## UMBRELLA

### INTERCEPTATIVE UMBRELLA

Interceptative umbrella used for harvesting olives and tree fruits. The special design of the net can embrace plants with a single trunk or more.

### TECHNICAL DATA

Diameters	18 ft - 21 ft - 25 ft
Diameters telescopic	(18-25 ft) - (21-25 ft) - (21-28 ft)
Maximum slope	50°
Maximum diameters tronco	39 in
Capacity	330 lbs
Weight	771 lbs

## WINCH

Hydraulic winch, useful for towing the machine in case of need. Has a towing capacity of 3086 lbs, which added to the power of the machine increases its strength to ensure maximum reliability.

### TECHNICAL DATA

Pulling force	3086 lbs
Hydraulic flow	3,7 gal/min.
Drum rope length	105 ft
Diametro fune - Rope diameter	0,3 in
Pressione di traino - Towing pressure	2610 PSI
Peso (con supporto) - Weight (with support)	330 lbs

## SIDE-SHIFT

### HYDRAULIC SIDE-SHIFT

This application allows the lateral shift (right and left) of the mulcher head.

### TECHNICAL DATA

Translation right	12 in
Translation left	12 in
Width	35 in
Height	20 in
Weight	148 lbs

## FORESTRY WINCH

Professional forestry winch ideal for moving trunks and plants in the wood or in the countryside, on steep slopes or in narrow areas.

COMING  
SOON





## AVAILABLE ATTACHMENTS



### TRIMMY BOOM

This boom can reach an extension up to 138" in depth and 177" in height, therefore working in uncomfortable situations or on steep slopes become job easy and safe.

#### TECHNICAL DATA

Available attachments	4
Max. length	138 in
Max. height	177 in
Oil flow rate	8 gal/min
Oil pressure	2320 PSI
Weight	474 lbs

#### FLAIL HEAD



#### HEDGE TRIMMER



#### BUZZBAR



#### BRUSH



OPTIONAL

OPTIONAL



## Strong Radiator Protection

**RoboEVO** can be equipped with a rear steel protection for the radiator (optional). It is a solid structure made up of metal hoses and plates designed to limit damages in case of collision.

The structure is handy and easy to open, making everyday maintenance much easier, thanks also to the possibility of lifting it and have an easy access to the radiator.

Command board with 4.3" color display

Led lights

Air filter easy to check

Hydraulic tension of the track

Yanmar engine 40 HP EPA Tier 4f

Front lifter with quick attachment with safety lever (A)

Total protection design

Double roll bar integrated into the frame

OPTIONAL




CEJN quick hydraulic couplings



Rear weight - Comp. 154 lbs



Led light



Led flashing beacon



STANDARD

RoboEVO



<b>RoboEVO</b>	
Maximum slope	61°
Transmission	Hydrostatic
Low range speed	0 - 2.50 mph
High range speed	0 - 4.35 mph
Weight with super rubber tracks	2645 lbs

<b>ENGINE</b>	
Brand	Yanmar
Type	3 Cylinder Diesel
Power	40 HP (27,5 kW) EPA Tier 4f
Fuel tank capacity	7.5 gal
Working RPM	3000 rpm

REMOTE CONTROL

Brand	Autec
Radio frequency	915 Mhz
Working range	492 ft
Joystick	Proportional
Battery	Rechargeable



REMOTE CONTROL CASE  
Standard



\* Super rubber tracks  
\*\* Studded tracks

Technical and construction specifications may be subject to change without prior notice.

PLUS

RoboEVO  
VAARIO



\* Super rubber tracks  
\*\* Studded tracks

Adjustable width tracks

RoboEVO vaario, thanks to the individually extensible tracked undercarriage allows a better stability and safety in extreme situations, on steep slopes or narrow areas.

INDIVIDUALLY  
EXTENSIBLE  
TRACK



BETTER STABILITY

61°





**RoboEVO**

f y i in **ENERGREENAMERICA.COM**



# REMOTE CONTROLLED TOOL CARRIER



ENERGREEN America · 227 Trade Ct. · Aiken · SC 29805 · USA  
Phone 470 989 2600 · [info@energgreenamerica.com](mailto:info@energgreenamerica.com)  
[www.energgreenamerica.com](http://www.energgreenamerica.com)

Local dealership

PROFESSIONAL MACHINES AND ATTACHMENTS

