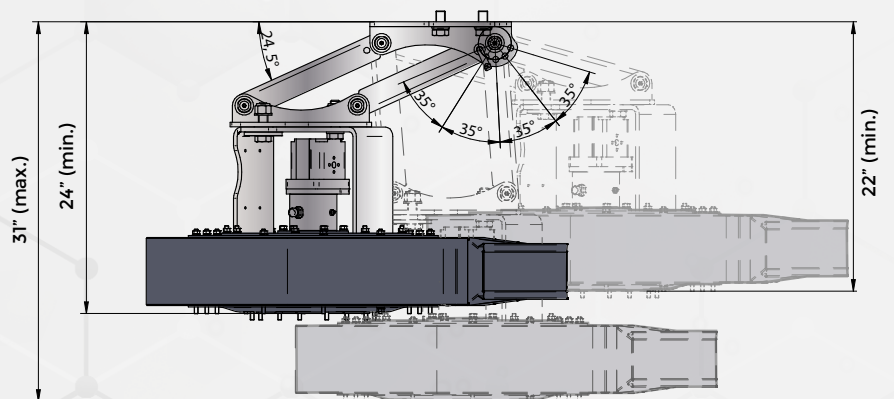
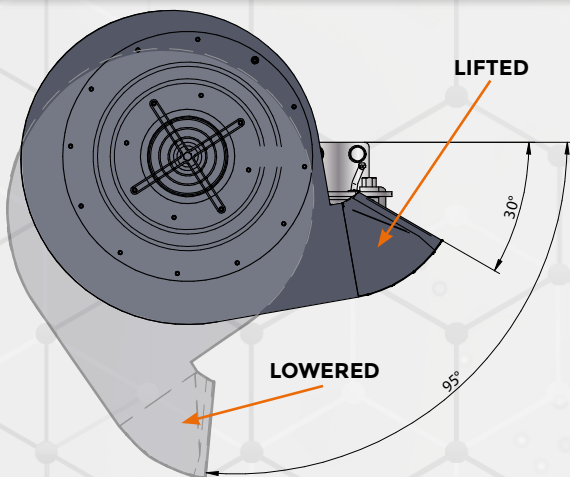





ENERGREEN[®] *America*
Professional Machines




BLOWER



PARALLELOGRAM ARM



MOVEMENTS OF THE BLOWER WITH PARALLELOGRAM



BLOWER is powerful and compact. It is applied to the rear of ILF machines to ensure proper cleaning of the road surface after performing the mowing activity. High air flow blower with an impeller controlled by a hydraulic motor for high performance of work and cleaning. Thanks to the 95° of rotation, it is possible to direct the blower in the best way to ensure that the material is blown away at the desired distance. Available with or without parallelogram. The parallelogram version allows both the folding in transport reducing the protrusion from the vehicle as much as possible, while in the working phase it guarantees various adjustment positions.



TECHNICAL DATA

Min-max size	22" - 31"	Suction pressure	57-78 lb/ft ²
Outlet size	8" x 3.2"	Pressing pressure	59-82 lb/ft ²
Rotation angle	95°	Rotational speed	2900-3000 rpm
Air flow	1765 ft ³ /min @ 3520Pa of pressure	Weight with/without parallelogram	182 / 132 lb